




## PLUMBING CONDENSED CATALOG



# TOP REASONS TO SPECIFY T&S BRASS

## 24-Hour Quick Ship

Call in your order before noon for same day processing and fast turnaround. You never have to worry about downtime or finding room for inventory. We make sure your order arrives when you need it.

## Outstanding Customer Service

A T&S trademark – our highly trained, friendly and knowledgeable staff answers your calls without delay. Established customers can also access T&S through E-Store, our online ordering website that gives you anytime, anywhere convenience with ordering, tracking shipments and more. Register today at <http://register.tsbrass.com>

## Custom Engineering and Modifications

Our engineers have the technical expertise and qualifications to design and build to your specific requirements. When needed, we can customize your order, so with confidence we say, “We can make it like you want it and get it to you when you need it.”

## Interchangeability

For more than 70 years, our products have been manufactured to work together – handles, spouts, inlets, aerators and accessories. Our interchangeable philosophy gives you exceptional flexibility and performance efficiencies that are unsurpassed. Our standardized parts allow you to carry less inventory.

## Energy and Water Conserving Design

T&S understands how vital water conservation is today. We lead the way in the foodservice and plumbing industries with our extensive line of water- and energy-saving products that meet and exceed conservation requirements while not compromising performance.

## East and West Coast Warehouses

Our warehouses are located on both coasts so we can serve you better and faster. Customer service representatives are available to take your calls between 8:00 a.m. EST and 5:00 p.m. PST.

## Quality and Innovation

Founded on a commitment to quality and innovation, T&S Brass introduced the industry’s first pre-rinse unit. Ever since that time we have set the standard for new products designed to keep up with evolving applications while cutting installation time. Our heavy-duty brass castings and cartridges have proven themselves as long-term fixtures in many commercial applications. And we’re a leader on product safety.

## Extensive Product Line

We offer an extensive range of products for practically every industry – from plumbing and foodservice to laboratory, institutional, medical and even the pet market. You’ll find T&S in restaurants, hospitals, schools and hotels around the world. Whatever your application needs, we’ve got you covered or we’ll work with you to create the best possible solution.

## Rigorous Testing

At T&S, we test every single product we manufacture. Reliability Built In™ means nothing gets past us, and you’ll never have to worry about product performance.

## Family Owned and Operated

Founded in 1947, T&S is a family owned and operated business committed to quality, innovation and the highest service to our customers. We manufacture products to solve real world problems and services designed to make your life simpler.

## Codes and Compliances

T&S products are manufactured to the highest standards in the industry, and are certified by a wide variety of national and international organizations, such as ISO, CSA, UL, NSF, IAPMO, ASSE and the list goes on. We are committed to the safety and reliability of each fixture we make. When specific issues arise such as safe drinking water concerns\* or water pressure limitations, you can trust us for solutions and products that are up to code.

\* T&S products are ANSI/NSF Standard 61, Section 9 certified.



**WE KNOW SUSTAINABILITY.**

Customize flow times and conserve water with metering faucets

Use hydro-generators to power sensor faucets using self-sustaining energy

Conserve up to one gallon of water per hand wash with sensor faucets

Choose the right flow restrictor to save water with any faucet

That's why you can trust T&S to help conserve both natural and financial resources.

Today's green building projects require products that last longer, use less and conserve more. From low-flow pre-rinse spray valves and electronic sensor faucets to aerators, cartridges and more, you can count on T&S for reliable, low-flow plumbing solutions, all manufactured responsibly. Because it's not just about how well it works — it's about how well it's made.

When it comes to sustainability, water and energy conservation is just the start. Learn more about the big picture at [tsbrass.com/sustainability](https://tsbrass.com/sustainability) today.



Low-flow products from T&S Brass can help earn points in multiple categories toward LEED certification.



The California Energy Commission (CEC) adopted new water standards effective July 2016. All “non-public lavatory” faucets in California are now limited to 1.2 GPM maximum flow rate.

## B-0300 Double Pantry Faucet

- Single hole deck-mount mixing faucet
- 18” flexible inlet hoses (compression fittings for 5/8” O.D. tubing or 1/2” NPSM male thread)
- 5-3/4” swivel/rigid gooseneck (120X); converts to rigid with included lock washer
- B-LT stream regulator outlet
- Eterna cartridges with spring checks
- Lever handles with color coded indexes



## B-0305-01 Single Pantry Faucet

- Single hole deck-mount mixing faucet
- 18” flexible inlet hoses (compression fittings for 5/8” O.D. tubing or 1/2” NPSM male thread)
- 5-3/4” swivel/rigid gooseneck (120X); converts to rigid with included lock washer
- B-LT stream regulator outlet
- Eterna cartridges with spring checks
- Lever handles with color coded indexes



## B-0665-BSTP Service Sink Faucet

- 8” wall-mount service sink faucet
- Polished chrome plated finish
- Quarter-turn Eterna cartridges with spring checks
- Lever handles with color coded indexes
- Built-in screwdriver stops
- Atmospheric vacuum breaker spout with 3/4” garden hose male thread and pail hook
- Upper wall support w/ mounting screws
- 1/2” NPT female eccentric flanged inlets (00AA)



**B-0665-BSTR** Same as B-0665-BSTP except rough chrome finish

## B-0712 Push Button Metering Faucets

- Single hole single temperature deck-mount faucet
- Metering cartridge with adjustable timed flow
- Blank push button cap with vandal-resistant screw
- 1/2” NPSM male inlet
- Includes tailpiece and nut for 1/4” NPT connection (150A)



T&S Lavatory Faucets and replacement Aerator models that meet CEC standards of compliance are identified as “CEC Compliant.”

## B-0706 and B-0708 Self-Closing Single Sink Faucets

- Wall-mount single sill faucets
- Four-arm handle with blue index
- Fast self-closing valve

### B-0706:

- 1/2” NPT female inlet
- 2” diameter flange

### B-0708:

- 1/2” NPT male inlet



**B-0706**



**B-0708**

## B-0710-F12 Single Basin Faucet

- Single hole single temperature deck-mount basin faucet
- Integral spout with 1.2 GPM aerator (B-0199-02-F12)
- Eterna cartridge
- Four-arm handle with blue index
- Includes tailpiece and nut for 1/4” NPT connection (150A)
- CEC Compliant



### T&S Cartridge Options: CERAMA (-CR)

- Corrosion-resistant ceramic material
- Backed by a lifetime guarantee
- Withstands temperatures up to 180°F



MODEL	OUTLET	GPM	VR	NOTES
<b>B-0712</b>	B-0199-02 aerator	2.2 GPM	N	
<b>B-0712-F05</b>	B-0199-02-N05 non-aerated spray device	0.5 GPM	N	CEC Compliant
<b>B-0712-F10</b>	B-0199-02-F10 aerator	1.0 GPM	N	CEC Compliant
<b>B-0712-VF05</b>	B-0199-07-N05 VR non-aerated spray device	0.5 GPM	Y	CEC Compliant
<b>B-0712-VF05-4DP</b>	B-0199-07-N05 VR aerator	0.5 GPM	Y	4” C/C chrome plated VR deckplate, CEC Compliant
<b>B-0712-VF05-PA</b>	B-0199-07-N05 VR non-aerated spray device	0.5 GPM	Y	Pivot action metering cartridge; pivot action handle, CEC Compliant

**VR** Vandal-resistant

## B-0805 Slow Self-Closing Single Temperature Faucets



- Single hole single temperature deck-mount faucet
- Metering cartridge with adjustable timed flow
- Blank push button cap with vandal-resistant screw
- 1/2" NPSM male inlet
- CEC Compliant



MODEL	OUTLET	GPM	VR	NOTES
<b>B-0805</b>	B-0199-02 aerator	2.2 GPM	N	
<b>B-0805-F05</b>	B-0199-02-N05 non-aerated spray device	0.5 GPM	N	CEC Compliant
<b>B-0805-F10</b>	B-0199-02-F10 aerator	1.0 GPM	N	CEC Compliant
<b>B-0805-VF05</b>	B-0199-07-N05 VR spray device	0.5 GPM	Y	CEC Compliant
<b>B-0805-VR-F5-PA</b>	B-0199-07-N05 VR non-aerated spray device	0.5 GPM	Y	Pivot action handle; 4" C/C chrome plated VR deckplate; CEC Compliant
<b>B-0805-VR-VF05</b>	B-0199-07-N05 VR non-aerated spray device	0.5 GPM	Y	4" C/C chrome plated VR deckplate; CEC Compliant

VR Vandal-resistant

## B-0800-F10 Slow Self-Closing Wash Sink Single Temperature Faucet



- Single hole single temperature wall-mount faucet
- 1.0 GPM Rosespray outlet (B-0103-FD10)
- Metering cartridge with adjustable timed flow from 10 to 30 seconds
- Blank push button cap with vandal-resistant screw
- 1/2" NPT female inlet
- 3-7/8" spread from wall to center of outlet
- CEC Compliant



## B-0865-04-F12 Lavatory Faucet



- 8" (203 mm) deck-mount mixing faucet with adjustable centers
- 5-3/4" (146 mm) swivel/rigid gooseneck with 1.2 GPM rosespray (B-0103-01)
- Quarter-turn Eterna cartridges with spring checks
- 4" (152 mm) wrist action handles (B-WH4) with color coded indexes
- 1/2" NPT male inlets with coupling nuts
- CEC Compliant



## B-0865-04 Lavatory Faucet

- Same as B-0865-04-F12 except with 2.2 GPM rosespray outlet

## B-0831 Slow Self-Closing Centerset Lavatory Faucets



- 4" centerset deck-mount mixing faucet
- Metering cartridges with adjustable timed flow
- 1/2" NPSM male inlets



MODEL	OUTLET	GPM	VR	NOTES
<b>B-0831</b>	B-0199-03 aerator	2.2 GPM	N	Push button handles
<b>B-0831-02</b>	B-0199-03-N05 non-aerated spray device	0.5 GPM	N	Push button handles, CEC compliant
<b>B-0831-02PA</b>	B-0199-03-N05 non-aerated spray device	0.5 GPM	N	Pivot action handles, CEC compliant
<b>B-0831-02VR</b>	B-0199-08-N05 non-aerated spray device	0.5 GPM	Y	Push button handles, CEC compliant
<b>B-0831-02VR-PA</b>	B-0199-08-N05 non-aerated spray device	0.5 GPM	Y	Pivot action handles, CEC compliant
<b>B-0831-F05</b>	B-0199-03-N05 non-aerated spray device	0.5 GPM	N	Push button handles, CEC compliant
<b>B-0831-F10</b>	B-0199-03-F10 aerator	1.0 GPM	N	Push button handles, CEC compliant
<b>B-0831-VF05</b>	B-0199-08-N05 VR non-aerated spray device	0.5 GPM	Y	Push button handles, CEC compliant
<b>B-0831-WA</b>	B-0199-03 aerator	2.2 GPM	N	4" Wrist-action handles

VR Vandal-resistant

## B-0871 Centerset Lavatory Faucets



- 4" centerset deck-mount mixing faucet
- Lever handles with color coded indexes
- 1/2" NPSM male inlets with coupling nuts



MODEL	1/4 TURN CARTRIDGE W/ CROSS FLOW PREVENTION	OUTLET	GPM	VR	NOTES
<b>B-0871</b>	Eterna	B-0199-03	2.2 GPM	N	
<b>B-0871-CR-LF05</b>	Cerama	B-0199-03-N05 non-aerated spray device	0.5 GPM	N	CEC compliant
<b>B-0871CR-PRISON</b>	Cerama	B-0199-08-F10 VR aerator w/ flow control	1.0 GPM	Y	CEC compliant
<b>B-0871-F05</b>	Eterna	B-0199-03-N05 non-aerated spray device	0.5 GPM	N	CEC compliant
<b>B-0871-F12</b>	Eterna	B-0199-03-F12 aerator	1.2 GPM	N	CEC compliant
<b>B-0871-VF05</b>	Eterna	B-0199-08-N05 non-aerated spray device	0.5 GPM	Y	CEC compliant

**VR** Vandal-resistant

## B-0890 Lavatory Faucets



- 4" centerset deck-mount mixing faucet
- 4" (102 mm) wrist action handles (B-WH4) with color coded indexes
- 1/2" NPSM male inlets with coupling nuts



MODEL	1/4 TURN CARTRIDGE W/ CROSS FLOW PREVENTION	OUTLET	GPM	VR	NOTES
<b>B-0890</b>	Eterna	B-0199-03	2.2 GPM	N	
<b>B-0890-CR-LF05</b>	Cerama	B-0199-03-N05 non-aerated spray device	0.5 GPM	N	CEC compliant
<b>B-0890-F05</b>	Eterna	B-0199-03-N05 non-aerated spray device	0.5 GPM	N	CEC compliant
<b>B-0890-F12</b>	Eterna	B-0199-03-F12 aerator	1.2 GPM	N	CEC compliant
<b>B-0890-VF05</b>	Eterna	B-0199-08-N05 non-aerated spray device	0.5 GPM	Y	CEC compliant
<b>B-0890-CR</b>	Cerama	B-0199-03 2.2 GPM Aerator	2.2 GPM	N	

**VR** Vandal-resistant

### T&S's Extensive Line of WATER-SAVING AERATORS

- Available from 0.35 GPM through 1.5 GPM (2.2 GPM is standard)
- SAVE water, energy and money by specifying T&S low-flow outlets
- Vandal-resistant and flow control models available



Non-Splash  
Aerator  
**1.5 GPM**



Laminar Flow  
Device  
**1.5 GPM**



Non-Aerated  
Spray Device  
**0.5 GPM**



Non-Aerated  
Spray Device  
**0.35 GPM**

**SAVE**

**ENERGY**

**WATER**

**MONEY**

## B-0892 Lavatory Faucets



- 4" centerset deck-mount mixing faucet
- Swivel/rigid gooseneck
- 4" (102 mm) wrist action handles (B-WH4) with color coded indexes
- 1/2" NPSM male inlets with coupling nuts



MODEL	1/4 TURN CARTRIDGE W/ CROSS FLOW PREVENTION	GOOSENECK	OUTLET	GPM	VR	NOTES
<b>B-0892</b>	Eterna	Rigid/Swivel (132X-A22)	B-0199-01 aerator	2.2 GPM	N	
<b>B-0892-01</b>	Eterna	Rigid/Swivel (129X-A22)	B-0199-02 aerator	2.2 GPM		
<b>B-0892-CR-LF05</b>	Cerama	Rigid/Swivel	B-0199-01-N05 VR non-aerated spray device	0.5 GPM	N	CEC compliant
<b>B-0892-F05</b>	Eterna	Rigid/Swivel	B-0199-01-N05 VR non-aerated spray device	0.5 GPM	N	CEC compliant
<b>B-0892-F12</b>	Eterna	Rigid/Swivel	B-0199-01-F12 aerator	1.2 GPM	N	CEC compliant
<b>B-0892-F1-CR-SC</b>	Cerama	Rigid/Swivel	B-0199-01-F10 aerator	1.0 GPM	N	CEC compliant
<b>B-0892-LF12-CR4</b>	Cerama	Rigid/Swivel	Flow control in swivel adapter	1.2 GPM	N	CEC compliant
<b>B-0892-QT-F05</b>	Eterna	Rigid/Swivel	B-0199-01-N05 Non-aerated spray device	0.5 GPM	N	CEC compliant
<b>B-0892-QT-VF05</b>	Eterna	Rigid/Swivel	B-0199-06-N05 VR non-aerated spray device	0.5 GPM	Y	CEC compliant
<b>B-0892-VF05</b>	Eterna	Rigid/Swivel (132X-V05)	B-0199-06-N05 VR non-aerated spray device	0.5 GPM	Y	CEC compliant
<b>B-0892-CR7XPF15</b>	Cerama	Rigid/Swivel (133XP-F15)	Plain End	1.5 GPM		CEC compliant
<b>B-0892-122X-LAM</b>	Eterna	Rigid/Swivel	B-0199-21 Laminar Flow Device	2.2 GPM		

## B-1110 Series Workboard Faucets



VR Vandal-resistant

- 4" (102 mm) and 8" (203 mm) workboard faucets
- Swing nozzles
- Quarter-turn Eterna cartridges with spring checks
- Lever handles with color coded indexes
- Chrome plated escutcheons
- 1/2" NPT male inlets with coupling nuts
- Tailpieces and nuts for 1/4" NPT male connections
- -XS models include 1/2" NPSM extended male inlets



**B-1110-XS-F12**



**B-1115-XS-F12**



**B-1120-XS-F12**



**B-1123-XS-F12**



**B-1128-XS-F12**

MODEL	NOZZLE	OUTLET	GPM	VR	NOTES
<b>B-1110</b>	6" swing nozzle (059X-A22)	B-0199-01 aerator	2.2 GPM	N	4" deck mount; CEC compliant
<b>B-1110-XS-F12</b>	6" swing nozzle (059X-A12)	B-0199-01-F12 aerator	1.2 GPM	N	4" deck mount; 2" extended shanks; CEC compliant
<b>B-1115</b>	6" swing nozzle (059X-A22)	B-0199-01 aerator	2.2 GPM	N	4" wall mount; CEC compliant
<b>B-1115-XS-F12</b>	6" swing nozzle (059X-A12)	B-0199-01-F12 aerator	1.2 GPM	N	4" wall mount; 2" extended shanks; CEC compliant
<b>B-1120</b>	6" swing nozzle (059X-A22)	B-0199-01 aerator	2.2 GPM	N	8" deck mount; CEC compliant
<b>B-1120-XS-F12</b>	6" swing nozzle (059X-A12)	B-0199-01-F12 aerator	1.2 GPM	N	8" deck mount; 2" extended shanks; CEC compliant
<b>B-1123</b>	12" swing nozzle (062X-A22)	B-0199-01 aerator	2.2 GPM	N	8" deck mount; CEC compliant
<b>B-1123-XS-F12</b>	12" swing nozzle (062X-A12)	B-0199-01-F12 aerator	1.2 GPM	N	8" deck mount; 2" extended shanks; CEC compliant
<b>B-1128</b>	12" swing nozzle (062X-A22)	B-0199-01 aerator	2.2 GPM	N	8" deck mount; CEC compliant
<b>B-1128-XS-F12</b>	12" swing nozzle (062X-A12)	B-0199-01-F12 aerator	1.2 GPM	N	8" wall mount; 2" extended shanks; CEC compliant



## B-1141 and B-1146 Series, B-1142-04XS-F12 and B-2459 Workboard Faucets



- 4" (102 mm) and 8" (203 mm) workboard faucets
- Swivel gooseneck
- Quarter-turn Eterna cartridges with spring checks
- Chrome plated escutcheons
- 1/2" NPT male inlets with coupling nuts
- Tailpieces and nuts for 1/4" NPT male connections
- -XS models include 1/2" NPSM extended male inlets



B-1141



B-1142



B-1141-XS-F12



B-1146

B-1146-XS-F12

MODEL	NOZZLE	OUTLET	GPM	HANDLE	VR	NOTES
B-1141	5-3/4" swivel gooseneck (133X-A22)	B-0199-01 aerator	2.2 GPM	Lever	N	4" deck mount
B-1141-04XS-F12	5-3/4" swivel gooseneck (133X-A12)	B-0199-01-F12 aerator	1.2 GPM	4" Wrist-action	N	4" deck mount; 1/2" NPSM 2" extended male inlets; CEC compliant
B-1141-XS-F12	5-3/4" swivel gooseneck (133X-A12)	B-0199-01-F12 aerator	1.2 GPM	Lever	N	4" deck mount; 1/2" NPSM 2" extended male inlets; CEC compliant
B-1142	5-3/4" swivel gooseneck (133-A22)	B-0199-01 aerator	2.2 GPM	Lever	N	8" deck mount
B-1142-04XS-F12	5-3/4" swivel gooseneck (133X-A12)	B-0199-01-F12 aerator	1.2 GPM	4" Wrist-action	N	8" deck mount; 1/2" NPSM 2" extended male inlets; CEC compliant
B-1146	5-3/4" swivel gooseneck (133-A22)	B-0199-01 aerator	2.2 GPM	Lever	N	4" wall mount
B-1146-04XS-F12	5-3/4" swivel gooseneck (133X-A12)	B-0199-01-F12 aerator	1.2 GPM	4" Wrist-action	N	4" wall mount; 1/2" NPSM 2" extended male inlets; CEC compliant
B-1146-XS-F12	5-3/4" swivel gooseneck (133X-A12)	B-0199-01-F12 aerator	1.2 GPM	Lever	N	4" wall mount; 1/2" NPSM 2" extended male inlets; CEC compliant
B-2459	Swivel gooseneck	B-0199-02-F10 aerator	1.0 GPM	4" Wrist-action	N	4" Wall-mount; CEC compliant
B-1141-XSCR4V05	Swivel gooseneck	B-0199-06-N05 VR Non-Aerated Spray	0.5 GPM	4" Wrist-action	Y	1/2" NPSM 2" extended male inlets

## B-2701 Series Single Lever Faucets



- Single hole single lever deck-mount faucet
- Integral spout
- Ceramic cartridge with temperature limit stop
- Single lever handle
- (2) 16" flexible stainless steel hoses, 3/8" compression fittings



B-2701-VF05



B-2703-VF05

MODEL	OUTLET	GPM	VR	NOTES
B-2701	B-0199-04	2.2 GPM	N	
B-2701-VF05	B-0199-09-N05 VR non-aerated spray device	0.5 GPM	Y	CEC compliant
B-2703	B-0199-04	2.2 GPM	N	6" forged deck plate
B-2703-VF05	B-0199-09-N05 VR non-aerated spray device	0.5 GPM	Y	CEC compliant
B-2703-LF15	B-0199-09-LF15 VR laminar flow device	1.5 GPM	Y	6" forged deck plate; CEC compliant

VR Vandal-resistant

## B-2742 Series Single Lever Faucets



- Single lever side-mount base faucet (B-2740)
- Remote "On-Off" control base
- 5-3/4" swivel gooseneck assembly
- Ceramic cartridge with temperature limit stop
- Single lever handle
- (2) 16" flexible stainless steel hoses, 3/8" compression fittings



MODEL	OUTLET	GPM	VR	NOTES
B-2742	B-0199-06	2.2 GPM	Y	
B-2742-LF05	B-0199-01-L05 laminar flow device	0.5 GPM	N	CEC compliant
B-2742-VF12	B-0199-06-F12 VR aerator	1.2 GPM	Y	CEC compliant

VR Vandal-resistant



## B-2710 Series Single Lever Faucets



- 4" centerset deck-mount faucet
- Ceramic cartridge with adjustable temperature limit stop
- 3-1/2" long single lever handle with color coded index
- 1/2" NPSM male inlets with coupling nuts



B-2711

## B-2760-H Temperature Adjustable Metering Faucet



- 4" centerset deck mount lavatory faucet
- Integral spout
- 0.5 GPM VR spray outlet
- Metering cartridge with temperature limit stop
- Single lever handle; push to activate metering water flow
- Inlet check valves
- CEC Compliant




## B-2823-02 Metering Lavatory Faucet

**EasyInstall**



- 8" deck-mount EasyInstall concealed widespread faucet
- Lavatory spout
- 0.5 GPM VR non-aerated spray device (B-0199-03-N05)
- Metering cartridges
- Vandal resistant hot and cold push button handles
- 1/2" NPT male inlets with coupling nuts
- CEC Compliant



## B-2865-LF05 Lavatory Faucet

**EasyInstall**



- 8" deck-mount EasyInstall concealed widespread faucet
- 5-3/4" rigid/swivel gooseneck
- Stream regulator outlet
- 0.5 GPM flow control in swivel piece
- EasyInstall Eterna cartridges
- Wrist-action handles with color coded indexes
- 1/2" NPSM male inlets with coupling nuts
- CEC compliant



## B-2865-04 Lavatory Faucet



- Same as B-2865-LF05 except with 2.2 GPM rosespray outlet (B-0103-01)

MODEL	OUTLET	GPM	VR	NOTES
B-2710	B-0199-04 aerator	2.2 GPM	N	Pop-up drain assembly
B-2710-VF05	B-0199-09-N05 VR non-aerated spray device	0.5 GPM	Y	VR key; Pop-up drain assembly
B-2710-WS	B-0199-04-WS WaterSense aerator	1.5 GPM	N	Pop-up drain assembly
B-2711	B-0199-04 aerator	2.2 GPM	N	No pop-up drain
B-2711-F12	B-0199-04-F12 VR aerator	1.2 GPM	N	No pop-up drain; CEC compliant
B-2711-VF05	B-0199-09-N05 VR non-aerated spray device	0.5 GPM	Y	VR key; no pop-up drain; CEC compliant
B-2711-WS	B-0199-04-WS 1.5 GPM WaterSense aerator	1.5 GPM	N	No pop-up drain

VR Vandal-resistant

## B-2850-F05 Lavatory Faucet

**EasyInstall**



- 8" deck-mount EasyInstall concealed widespread faucet
- 5-3/4" rigid/swivel gooseneck
- 0.5 GPM non-aerated flow device (B-0199-02-N05)
- EasyInstall Eterna cartridges
- Lever handles with color coded indexes
- 1/2" NPT male inlets with coupling nuts
- CEC compliant



## B-2850 Lavatory Faucet



- Same as B-2850-F05 except with B-0199-01 aerator, 2.2 GPM

## B-2866-04-F12 Lavatory Faucet

**EasyInstall**



- 8" deck-mount EasyInstall concealed widespread faucet
- 5-3/4" swivel gooseneck
- Rosespray 1.2 GPM outlet (B-0103-FD12)
- EasyInstall Eterna cartridges
- Wrist-action handles with color coded indexes
- 1/2" NPSM male inlets with coupling nuts
- CEC compliant



## B-2866-04 Lavatory Faucet



- Same as B-2866-04-F12 except with 2.2 rosespray outlet (B-0103-01)



## B-2866-05 Lavatory Faucets

**EasyInstall**

- 8" deck-mount EasyInstall concealed widespread faucet
- Rigid/swivel gooseneck
- Wrist-action handles with color coded indexes
- 1/2" NPT male inlets with coupling nuts



MODEL	1/4 TURN CARTRIDGE W/ CROSS FLOW PREVENTION	OUTLET	GPM	HANDLE	VR	NOTES
B-2866-05	EasyInstall Eterna	B-0199-01 aerator	2.2 GPM	4" Wrist Action (B-WH4)	N	
B-2866-05-F12	EasyInstall Eterna	B-0199-01-F12 aerator	1.2 GPM	4" Wrist Action (B-WH4)	N	CEC compliant
B-2866-05-FC15	EasyInstall Eterna	Laminar plain end outlet	1.4 GPM	4" Wrist Action (B-WH4)	N	Swivel deck flange with 1.4 GPM flow control; CEC compliant
B-2866-05-LF12	EasyInstall Eterna	B-0199-01-LF12 Laminar flow device	1.2 GPM	4" Wrist Action (B-WH4)	N	Swivel gooseneck with 1.2 laminar flow device
B-2866-05-LF15	EasyInstall Eterna	B-0199-29 Laminar flow device	1.5 GPM	4" Wrist Action (B-WH4)	N	Swivel gooseneck with 1.5 laminar flow device
B-2866-05-VF05	EasyInstall Eterna	B-0199-06-N05 VR non-aerated spray device	0.5 GPM	4" Wrist Action (B-WH4)	Y	CEC compliant
B-2866-05CR	EasyInstall Cerama	B-0199-01	2.2 GPM	4" Wrist Action (B-WH4)	Y	
B-2866-05FC	EasyInstall Eterna	Plain end outlet	1.6 GPM	4" Wrist Action (B-WH4)	N	Swivel deck flange with 1.6 GPM flow control
B-2866-05FC-CR	EasyInstall Cerama	Plain end outlet	1.6 GPM	4" Wrist Action (B-WH4)	N	Swivel deck flange with 1.6 GPM flow control
B-2866-05FC-QT	EasyInstall Eterna	Plain end outlet	1.6 GPM	4" Wrist Action (B-WH4)	N	Swivel deck flange with 1.6 GPM flow control
B-2866-05FC12	EasyInstall Eterna	Plain end outlet	1.2 GPM	4" Wrist Action (B-WH4)	N	Swivel deck flange with 1.2 GPM flow control
B-2866-F05	EasyInstall Eterna	B-0199-01-N05 non-aerated spray device	0.5 GPM	6" Wrist-Action (B-WH6)	N	CEC compliant
B-2866-VF05	EasyInstall Eterna	B-0199-06-N05 VR non-aerated spray device	0.5 GPM	6" Wrist Action (B-WH6)	Y	CEC compliant

**VR** Vandal-resistant



## B-2867-04 Series Lavatory Faucet

**EasyInstall**

- 8" deck mount EasyInstall concealed widespread faucet
- Rigid/swivel gooseneck
- 4" Wrist-action handles with color coded indexes
- 1/2" NPT male inlets with coupling nuts



MODEL	1/4 TURN CARTRIDGE W/ CROSS FLOW PREVENTION	GOOSENECK	OUTLET	GPM	HANDLE	VR	NOTES
B-2867-04	EasyInstall Eterna	Rigid/swivel (133X-A22)	B-0199-02 aerator	2.2 GPM	4" Wrist Action (B-WH4)	N	
B-2867-04-F05	EasyInstall Eterna	Rigid/swivel	B-0199-02-N05 non-aerated spray device	0.5 GPM	4" Wrist Action (B-WH4)	N	CEC Compliant
B-2867-04- VF05	EasyInstall Eterna	Rigid/swivel	B-0199-06-N05 VR non-aerated spray device	0.5 GPM	6" Wrist Action (B-WH6)	Y	CEC Compliant

**VR** Vandal-resistant

### B-2990 Series Lavatory Faucet

**EasyInstall**

- 8" deck mount EasyInstall concealed widespread faucet
- Lavatory spout
- EasyInstall Eterna cartridges
- 1/2" NPSM male inlets with coupling nuts



B-2990-VF05



B-2990-WH4-VF05



MODEL	1/4 TURN CARTRIDGE W/ CROSS FLOW PREVENTION	OUTLET	GPM	HANDLE	VR	NOTES
B-2990	EasyInstall Eterna	B-0199-03 aerator	2.2 GPM	Lever	N	
B-2990-F05	EasyInstall Eterna	B-0199-03-N05 non-aerated spray device	0.5 GPM	Lever	N	CEC Compliant
B-2990-F12	EasyInstall Eterna	B-0199-03-F12 aerator	1.2 GPM	Lever	N	CEC Compliant
B-2990-VF05	EasyInstall Eterna	B-0199-08-N05 VR non-aerated spray device	0.5 GPM	Lever	Y	CEC Compliant
B-2990-VF05-CR	EasyInstall Cerama	B-0199-08-N05 VR non-aerated spray device	0.5 GPM	Lever	Y	CEC Compliant
B-2990-WH4-F12	EasyInstall Eterna	B-0199-03-F12 aerator	1.2 GPM	4" Wrist-action	N	CEC Compliant
B-2990-WH4-VF05	EasyInstall Eterna	B-0199-08-N05 VR non-aerated spray device	0.5 GPM	4" Wrist-action	Y	CEC Compliant

**VR** Vandal-resistant

### B-2360 Bubbler



- Polished chrome plated bubbler
- Flexible mouth guard
- Fast self-closing cartridge with lever handle
- Hidden flow control
- 1/2" NPSM shank and coupling nut



**B-2360-01** Same as B-2360 except with push button metering cartridge (push button handle)

### B-0502 Double Foot Pedal Valve, Floor Mount

- Self-closing valves
- Hot and cold pedals
- Inlets on 2-7/16" centers
- 1" (25 mm) from floor to center of inlets
- 1/2" NPT female inlets and outlets
- Furnished with two (2) wood mounting screws



### B-0676 Bedpan Washer, Pedal Valve, Vacuum Breaker, Extended Spray Outlet, 5' PVC Hose

- Wall mount double pedal valve with polished chrome plated brass body
- Pedal valve with 1/2" NPT female angled loose key stops
- Volume control valve with 3/8" NPT female outlet on pedal valve
- Wall hook outlet with 3/8" NPT female inlet
- Elevated vacuum breaker with 3/8" female inlet and outlet
- 68" PVC hose with extended spray nozzle w/ 2.2 GPM rosespray



### B-0520 Rigid Dummy Gooseneck Spout

- Deck-mount rigid gooseneck (120X)
- B-LT stream regulator outlet
- 1-11/16" diameter rigid deck flange with 1/2" NPSM male inlet
- Mounting nut and washer
- Includes (150A) tailpiece and nut for 1/4" NPT connection



### B-0678 Bedpan Washer, Loose Key Angle Inlet Valve w/ Shut-Off and Vacuum Breaker, 5' PVC Hose

- Wall mount bed pan washer with polished chrome plated brass body
- 3/8" atmospheric vacuum breaker
- 68" PVC hose with self-closing valve and extended spray nozzle w/ 2.2 GPM rosespray
- Volume control valve with 4-arm handle and blue color coded index
- Eterna compression cartridge
- 1/2" NPT female angled loose key stop with tree handle



### B-0537 Rigid Dummy Gooseneck Spout

- Wall-mount rigid dummy gooseneck
- 2" adjustable wall flange with 1/2" NPT female inlet





## BL-4000-01 Hose Cock



- Ball valve construction
- CSA approved for fuel gases up to .5 psi max.
- 125 psi max. for air
- 3/8" NPT male inlet
- Serrated hose tip
- Snap-in indexes included; gas, air or vacuum

Note: Not for water, steam or oxygen. For oxygen and specialty gases use BL-4010-01



## BL-4010-01 Needle Valve

- 3/8" NPT male inlet
- CSA approved for fuel gases up to .5 psi max.
- Floating stainless steel needle point
- Serrated hose tip
- Snap-in indexes included; gas, air or vacuum
- For use with oxygen and other gases up to 80 psi

Note: Not for water or steam



## BL-4200-0 Turret with Two Hose Cocks



- Two hose cocks at 90°
- 3/8" NPT female inlet
- Snap-in indexes included; gas, air or vacuum
- Diameter 2-3/16"; height 3-5/8"
- .5 psi max. for natural gas
- 125 psi max. for other gases

Note: For oxygen and specialty gases use BL-4210-01



## BL-5700-08 Double Ledge Faucet



- Single hole deck-mount laboratory mixing faucet
- Rigid vacuum breaker nozzle with serrated hose tip
- 18" flexible inlets with 5/8" compression / 1/2" NPSM male couplings
- Eterna cartridges
- Four-arm handles with color coded indexes
- 1-1/8" shank diameter
- Mounting gasket included



## BL-5705-01 Single Hole Single Temperature Deck Mount Rigid Gooseneck Swivel Faucet

- Single hole single temperature deck-mount faucet w/ polished chrome plated brass body
- 5-7/8" swivel/rigid gooseneck
- Includes lock washer to convert swivel gooseneck to rigid
- Serrated tip outlet
- Quarter-turn Eterna compression cartridge w/ spring check
- 4-arm handle w/ green index
- 1/2" NPSM male inlet
- Optional tailpiece and nut for 1/4" NPT male connection




## BL-5700-04 Lab Mixing Swivel Gooseneck Faucet

- Single hole deck mount mixing faucet w/ polished chrome plated brass body
- Polished chrome plated 5-5/8" swivel/rigid gooseneck
- Convert swivel gooseneck to rigid with included lock washer
- 2.2 GPM aerator, Series 1 (B-0199-01)
- Quarter-turn Eterna compression cartridges with spring checks to prevent cross flow of water
- 4-arm handles w/ color coded indexes
- Plastic mounting gasket
- 18" flexible stainless steel supply hoses w/ 1/2" NPSM / 5/8" compression connections



**BL-5850-01TL**

## Single Temperature Swivel Gooseneck Lab Faucet

- Single hole single temperature tin-lined deck mount faucet w/ polished chrome plated brass body
  - 5-7/8" swivel/rigid gooseneck
  - Lock washer provided for rigid application
  - Serrated tip outlet, Series 2
  - Fast self-closing cartridge
  - 4-arm handle w/ white "DW" index
  - 1/2" NPSM male inlet
  - Optional tailpiece and nut for 1/4" NPT male connection
- 



## BL-6000-02

## Combination Gas/Water Faucet



- (2) ball valve hose cocks with gas indexes
- 3/8" NPT male inlets for water and gas
- Gooseneck with serrated hose tip
- Four-arm handle with green cold water index
- (2) supply nipples, lock washer, lock nuts, mounting gasket



## BL-9505-01

### PVC Single Ledge Faucet Compression Type

- Single hole single temperature deck-mount PVC faucet
- Rigid gooseneck with serrated hose tip
- 1-1/4" dia. threaded shank and lock nut
- 3/8" NPT female inlet
- All PVC for use with distilled water
- Knob handle with white distilled water index

[illegible]

**T&S ChekPoint™ Electronic Sensor Faucets**



**T&S ChekPoint ELECTRONIC SENSOR FAUCETS include:**

- AC/DC control Module (electric plug-in and battery)
- Hands-free washing conserves water and reduces risk of contamination
- Adjustable automatic time-out feature
- Adjustable temperature control mixing valve




**EC-3100 Series  
Electronic Sensor Faucets**



- Deck mount chrome plated electronic faucet
- Rigid gooseneck
- Mechanical temperature mixing valve with integral check valves
- AC/DC control module
- (2) 18" flex. supply hoses / 3/8" compression fittings



**EC-SMT**



**EC-TMV**

MODEL	OUTLET	GPM	VR	NOTES
<b>EC-3100</b>	B-0199-06 VR aerator	2.2 GPM	Y	
<b>EC-3100-HG</b>	B-0199-06 VR aerator	2.2 GPM	Y	Includes EC-HYDROGEN hydrogenerator power supply
<b>EC-3100-LF22</b>	B-0199-21-VRF VR Laminar flow device	2.2 GPM	Y	
<b>EC-3100-SMT4V05</b>	B-0199-06-N05 non-aerated spray device	0.5 GPM	Y	Includes EC-SMT above deck side-mount adj. thermostatic mixing valve; 4" c/c deckplate; CEC Compliant
<b>EC-3100-SMT8V05</b>	B-0199-06-N05 non-aerated spray device	0.5 GPM	Y	Includes EC-SMT above deck side-mount adj. thermostatic mixing valve; 8" c/c deckplate; CEC Compliant
<b>EC-3100-TMV</b>	B-0199-06 VR aerator	2.2 GPM	Y	Includes EC-TMV ASSE 1070 thermostatic temp. mixing valve w/ integral check valves
<b>EC-3100-TMV4V05</b>	B-0199-08-N05 VR non-aerated spray device	0.5 GPM	Y	Includes EC-TMV ASSE 1070 thermostatic temp. mixing valve w/integral check valves; 4" c/c deckplate; CEC Compliant
<b>EC-3100-TMV-GF10</b>	B-0199-06-F10 aerator	1.0 GPM	Y	Includes EC-HYDROGEN hydrogenerator power supply and EC-TMV ASSE 1070 thermostatic temp. mixing valve w/integral check valves; CEC Compliant
<b>EC-3100-VF05</b>	B-0199-06-N05 VR non-aerated spray device	0.5 GPM	Y	CEC Compliant
<b>EC-3100-VF12</b>	B-0199-07-F12 VR aerator	1.2 GPM	Y	CEC Compliant
<b>EC-3100-VF15</b>	B-0199-07-WS VR aerator	1.5 GPM	Y	
<b>EC-3100-VF5-TMV</b>	B-0199-06-N05 VR non-aerated spray device	0.5 GPM	Y	Includes EC-TMV ASSE 1070 thermostatic temp. mixing valve w/ integral check valves; CEC Compliant
<b>EC-3100-5XP15T4</b>	Plain end spout	1.5 GPM	N	Swivel gooseneck, 4" Deck Plate



**EC-3100-LF22-SB  
Deck-Mount Electronic Faucet**


- Deck mount electronic faucet with rigid surgical bend gooseneck
- 2.2 GPM vandal-resistant laminar flow device



**VR** Vandal-resistant

**T&S Faucet Options: DECKPLATES**

- Forged brass chrome plated deckplates
- Available for use with single hole faucets
- To add a deckplate to a faucet, order:  
4" Centers (013433-40)  
8" Centers (013434-40)








## EC-3101 Series Electronic Sensor Faucets



- Wall mount chrome plated electronic faucet
- Rigid gooseneck
- Mechanical temperature mixing valve with integral check valves
- AC/DC control module
- (2) 18" flex. supply hoses / 3/8" compression fittings



EC-TMV

MODEL	OUTLET	GPM	VR	NOTES
EC-3101	B-0199-06 VR aerator	2.2 GPM	Y	
EC-3101-HG	B-0199-06 VR aerator	2.2 GPM	Y	Includes EC-HYDROGEN hydrogenerator power supply
EC-3101-LF22	B-0199-06-VRF Laminar flow device	2.2 GPM	Y	
EC-3101-TMV	B-0199-06 VR aerator	2.2 GPM	Y	Includes EC-TMV ASSE 1070 thermostatic temp. mixing valve w/ integral check valves
EC-3101-TMVHGF10	B-0199-06-F10 VR aerator	1.0 GPM	Y	Includes EC-HYDROGEN hydrogenerator power supply and EC-TMV ASSE 1070 thermostatic temp. mixing valve w/ integral check valves; CEC Compliant
EC-3101-VF05	B-0199-06-N05 VR non-aerated spray device	0.5 GPM	Y	CEC Compliant
EC-3101-VF5-TMV	B-0199-06-N05 VR non-aerated spray device	0.5 GPM	Y	Includes EC-TMV ASSE 1070 thermostatic temp. mixing valve w/ integral check valves; CEC Compliant
EC-3101-XP-LF10	Plain end	1.0 GPM	N	1.0 GPM Flow control check valve

**VR** Vandal-resistant




## EC-3102 Series Electronic Sensor Faucets




- Single hole deck mount chrome plated electronic faucet
- Cast spout
- Mechanical temperature mixing valve with integral check valves
- AC/DC control module
- (2) 18" flex. supply hoses / 3/8" compression fittings



EC-SMT



EC-TMV



MODEL	OUTLET	GPM	VR	NOTES
EC-3102	B-0199-08 VR aerator	2.2 GPM	Y	
EC-3102-HG	B-0199-08 VR aerator	2.2 GPM	Y	Includes EC-HYDROGEN hydrogenerator power supply
EC-3102-LF22	B-0199-28 VR Laminar flow device	2.2 GPM	Y	
EC-3102-SMT4	B-0199-08 VR aerator	2.2 GPM	Y	4" universal deckplate, gasket and mounting hardware
EC-3102-SMT4V05	B-0199-08-N05 VR non-aerated spray device	0.5 GPM	Y	Includes EC-SMT above deck side-mount adj. thermostatic mixing valve; 4" c/c deckplate; CEC Compliant
EC-3102-SMT8	B-0199-08 VR aerator	2.2 GPM	Y	8" universal deckplate, gasket and mounting hardware
EC-3102-SMT8V05	B-0199-08-N05 VR non-aerated spray device	0.5 GPM	Y	Includes EC-SMT above deck side-mount adj. thermostatic mixing valve; 8" c/c deckplate; CEC Compliant
EC-3102-TMV	B-0199-08 VR aerator	2.2 GPM	Y	Includes EC-TMV ASSE 1070 thermostatic temp. mixing valve w/integral check valves
EC-3102-TMV4V05	B-0199-08-N05 VR non-aerated spray device	0.5 GPM	Y	Includes EC-TMV ASSE 1070 thermostatic temp. mixing valve w/integral check valves; 4" c/c deckplate; CEC Compliant
EC-3102-VF05	B-0199-08-N05 VR non-aerated spray device	0.5 GPM	Y	CEC Compliant
EC-3102-VF12	B-0199-08-F12 VR aerator	1.2 GPM	Y	CEC Compliant
EC-3102-VF15	B-0199-08-WS VR aerator	1.5 GPM	Y	CEC Compliant
EC-3102-VF5-TMV	B-0199-08-N05 VR non-aerated spray device	0.5 GPM	Y	Includes EC-TMV ASSE 1070 thermostatic temp. mixing valve w/integral check valves; CEC Compliant
EC-3102-4DP	B-0199-08 VR aerator	2.2 GPM	Y	4" universal deckplate, gasket and mounting hardware
EC-3102-8DP	B-0199-08 VR aerator	2.2 GPM	Y	8" universal deckplate, gasket and mounting hardware


VR Vandal-resistant



## EC-3103 Series Electronic Sensor Faucets



- Deck mount chrome plated electronic faucet
- Cast spout
- Mechanical temperature mixing valve with integral check valves
- AC/DC control module
- (2) 18" flex. supply hoses / 3/8" compression fittings



EC-TMV

MODEL	OUTLET	GPM	VR	NOTES
EC-3103	B-0199-08 VR aerator	2.2 GPM	Y	
EC-3103-VF05	B-0199-08-N05 VR non-aerated spray device	0.5 GPM	Y	CEC Compliant
EC-3103-VF12	B-0199-08-F12 VR aerator	1.2 GPM	Y	CEC Compliant
EC-3103-VF5-TMV	B-0199-08-N05 VR non-aerated spray device	0.5 GPM	Y	Includes EC-TMV ASSE 1070 thermostatic temp. mixing valve w/ integral check valves; CEC Compliant
EC-3103-VF05-HG	B-0199-08-N05 VR Spray Device	0.5 GPM	Y	Includes Low Flow Hydrogenerator

VR Vandal-resistant



## EC-3104 Series Deck Mount Electronic Faucet



- 4" centerset (2 hole) deck mount electronic sensor faucet with cast spout
- AC/DC control module (electric plug-in and battery)
- (2) 18" flex. supply hoses / 3/8" compression fittings
- Mechanical temperature mixing valve with integral check valves



MODEL	OUTLET	GPM	VR	NOTES
EC-3104	B-0199-08 VR aerator	2.2 GPM	Y	
EC-3104-HG	B-0199-08 VR aerator	2.2 GPM	Y	Includes EC-HYDROGEN hydrogenerator power supply
EC-3104-LF22	B-0199-28 VR Laminar flow device	2.2 GPM	Y	
EC-3104-TMV	B-0199-08 VR aerator	2.2 GPM	Y	Includes EC-TMV ASSE 1070 thermostatic temp. mixing valve w/ integral check valves
EC-3104-VF05	B-0199-08-N05 VR non-aerated spray device	0.5 GPM	Y	CEC Compliant
EC-3104-VF5-TMV	B-0199-08-N05 VR non-aerated spray device	0.5 GPM	Y	Includes EC-TMV ASSE 1070 thermostatic temp. mixing valve w/ integral check valves; CEC Compliant

VR Vandal-resistant



## EC-3105 Series Wall Mount Electronic Faucet



- 4" (2 hole) wall mount electronic sensor faucet
- Designed for 4" c/c two-hole installations
- Water-saving models with 0.5 GPM and 2.2 GPM aerators
- AC/DC control module (electric plug-in and battery)
- (2) 18" flexible supply hoses / 3/8" compression fittings
- Mechanical temperature mixing valve with integral check valves



MODEL	OUTLET	GPM	VR	NOTES
EC-3105	B-0199-06 VR aerator	2.2 GPM	Y	
EC-3105-HG	B-0199-06 VR Aerator	2.2 GPM	Y	Includes EC-HYDROGEN hydrogenerator power supply
EC-3105-VF05	B-0199-06-N05 VR non-aerated spray device	0.5 GPM	Y	CEC Compliant
EC-3105-VF5-TMV	B-0199-06-N05 VR non-aerated spray device	0.5 GPM	Y	Includes EC TMV ASSE 1070 thermostatic temp. mixing valve w/integral check valves; CEC Compliant

VR Vandal-resistant





## Above Deck Electronic faucets (ADE)

allow for easy control, installation and maintenance



### EC-3130 Series Electronic Sensor Faucets



- Single hole deck mount chrome plated electronic faucet
- Above deck electronics for easy control, installation and maintenance
- Swivel gooseneck
- Temperature mixing handle (optional plug included to replace handle when temperature is preset)
- Manual bypass operation
- 9" flex. supply hose / 3/8" compression inlets



EC-3130-4DP



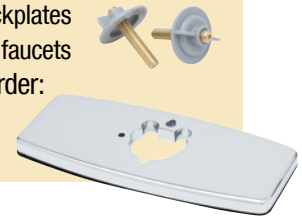
EC-3130-8DP



EC-3130-8DP

#### T&S Faucet Options: DECKPLATES

- Forged brass chrome plated deckplates
- Available for use with single hole faucets
- To add a deckplate to a faucet, order:  
4" Centers (013433-40)  
8" Centers (013434-40)



MODEL	OUTLET	GPM	VR	NOTES
EC-3130	B-0199-06 VR Aerator	2.2 GPM	Y	
EC-3130-HG	B-0199-06 VR Aerator	2.2 GPM	Y	Includes EC-HYDROGEN hydrogenerator power supply
EC-3130-LF22	B-0199-21-VRF VR Laminar flow device	2.2 GPM	Y	
EC-3130-ST-VF05	B-0199-06-N05 VR non-aerated spray device	0.5 GPM	Y	Single temperature; lever handle replaced by plug; CEC Compliant
EC-3130-VF05	B-0199-06-N05 VR non-aerated spray device	0.5 GPM	Y	Point-of-use temperature control; CEC Compliant
EC-3130-XP-F10	Plain end	1.0 GPM	Y	1.0 GPM flow regulator swivel piece
EC-3130-XP-F15	Plain end	1.5 GPM	Y	1.5 GPM flow regulator swivel piece
EC-3130-4DP	B-0199-06 VR Aerator	2.2 GPM	Y	4" universal deckplate, gasket and mounting hardware
EC-3130-8DP	B-0199-06 VR Aerator	2.2 GPM	Y	8" universal deckplate, gasket and mounting hardware

**VR** Vandal-resistant



### EC-3132 Series Electronic Sensor Faucets



- Single hole deck mount chrome plated electronic faucet
- Above deck electronics for easy control, installation and maintenance
- Swivel gooseneck
- Temperature mixing handle (optional plug included to replace handle when temperature is preset)
- Manual bypass operation
- 9" flex. supply hose / 3/8" compression inlets



EC-3132-4DP



EC-3132



EC-3132-8DP

MODEL	OUTLET	GPM	VR	NOTES
EC-3132	B-0199-08 VR aerator	2.2 GPM	Y	
EC-3132-HG	B-0199-08 VR aerator	2.2 GPM	Y	Includes EC-HYDROGEN hydrogenerator power supply
EC-3132-LF22	B-0199-28 VR laminar flow device	2.2 GPM	Y	
EC-3132-ST-VF05	B-0199-08-N05 VR non-aerated spray device	0.5 GPM	Y	Single temperature; lever handle replaced by plug; CEC Compliant
EC-3132-VF05	B-0199-08-N05 VR non-aerated spray device	0.5 GPM	Y	Point-of-use temperature control; CEC Compliant
EC-3132-4DP	B-0199-08 VR aerator	2.2 GPM	Y	4" universal deckplate, gasket and mounting hardware
EC-3132-8DP	B-0199-08 VR aerator	2.2 GPM	Y	8" universal deckplate, gasket and mounting hardware

**VR** Vandal-resistant



**EC-3142 Series  
Electronic Sensor Faucets**



- Single hole deck mount chrome plated electronic faucet
- Above deck electronics for easy control, installation and maintenance
- Cast spout
- Temperature mixing handle (optional plug included to replace handle when temperature is preset)
- Manual bypass operation
- 9" flexible supply hose / 3/8" compression inlets



MODEL	OUTLET	GPM	VR	NOTES
<b>EC-3142</b>	B-0199-08 VR aerator	2.2 GPM	Y	
<b>EC-3142-HG</b>	B-0199-08 VR aerator	2.2 GPM	Y	Includes EC-HYDROGEN hydrogenerator power supply
<b>EC-3142-LF22</b>	B-0199-28 VR laminar flow device	2.2 GPM	Y	
<b>EC-3142-ST-VF05</b>	B-0199-08-N05 VR non-aerated spray device	0.5 GPM	Y	Single temperature; lever handle replaced by plug; CEC Compliant
<b>EC-3142-VF05</b>	B-0199-08-N05 VR non-aerated spray device	0.5 GPM	Y	Point-of-use temperature control; CEC Compliant
<b>EC-3142-4DP</b>	B-0199-08 VR aerator	2.2 GPM	Y	4" universal deckplate, gasket and mounting hardware
<b>EC-3142-8DP</b>	B-0199-08 VR aerator	2.2 GPM	Y	8" universal deckplate, gasket and mounting hardware

**T&S Faucet Options: DECKPLATES**

- Forged brass chrome plated deckplates
- Available for use with single hole faucets
- To add a deckplate to a faucet, order:  
4" Centers (013433-40)  
8" Centers (013434-40)



**VR** Vandal-resistant



## Deck Mount and Wall Mount Equip Electronic Sensor Faucet Series



- Equip electronic sensor faucets
- AC or DC powered control module
- Temperature control mixing valve with integral check valves
- (2) 9" flex. supply hoses



5EF-1D-DG-VF05



5EF-1D-DS-VF05



5EF-1D-WG-VF05



5EF-2D-DS-VF05

MODEL	DESCRIPTION	GOOSENECK	OUTLET	GPM	VR	NOTES
5EF-1D-DG	Single hole deck-mount	Rigid gooseneck	B-0199-06 VR aerator	2.2 GPM	Y	
5EF-1D-DG-VF05	Single hole deck-mount	Rigid gooseneck	B-0199-06-N05 VR non-aerated spray device	0.5 GPM	Y	CEC Compliant
5EF-1D-DS	Single hole deck-mount	Cast spout	B-0199-09 VR aerator	2.2 GPM	Y	
5EF-1D-DS-VF05	Single hole deck-mount	Cast spout	B-0199-09-N05 VR non-aerated spray device	0.5 GPM	Y	CEC Compliant
5EF-1D-WG	Single hole deck-mount	Swivel gooseneck	B-0199-06 VR aerator	2.2 GPM	Y	
5EF-1D-WG-VF05	Single hole wall-mount	Swivel gooseneck	B-0199-06-N05 VR non-aerated spray device	0.5 GPM	Y	CEC Compliant
5EF-2D-DS	4" centerset	Cast spout	B-0199-09 VR aerator	2.2 GPM	Y	
5EF-2D-DS-VF05	4" centerset	Cast spout	B-0199-09-N05 VR non-aerated spray device	0.5 GPM	Y	CEC Compliant

VR Vandal-resistant

**These T&S Retractable HOSE REEL models include:**

- Ratcheting system holds the length of hose until a slight tug; retracts automatically
- 3/8" NPT female inlet
- Adjustable hose bumper
- Multi-fit bracket for wall, ceiling or under counter mounting

**B-7122-C01  
Stainless Steel Enclosed  
Hose Reel**

- Enclosed reel with stainless steel finish
- 30' (9 m) heavy-duty blue hose, 3/8" I.D.
- EB-0107 high-flow blue spray valve



**B-7132-01  
Stainless Steel Open Hose Reel**

- Open reel with stainless steel finish
- 35' (10.7 m) heavy-duty blue hose, 3/8" I.D.
- EB-0107 high-flow blue spray valve



**B-7132-02**

Same as B-7132-01 except with MV-2516 rear trigger water gun

**B-7222-C01  
Epoxy Coated  
Enclosed Hose Reel**

- Enclosed reel with epoxy coated steel finish
- 30' (9 m) heavy-duty blue hose, 3/8" I.D.
- EB-0107 high-flow blue spray valve



**B-7232-01  
Epoxy Coated Open Hose Reel**

- Open reel with epoxy coated steel finish
- 35' (10.7 m) heavy-duty blue hose, 3/8" I.D.
- EB-0107 high-flow blue spray valve



**All T&S WATER GUNS are:**

- Heavy-duty stainless steel construction designed for a long life
- Adjustable stream from solid to soft spray
- Excellent for clean-up jobs
- Rated up to 200 PSI
- Have automatic shut-off (conserves energy)

**MV-2516  
Rear Trigger Water Gun**

- Specify as "-02" on open hose reel model; add "-C02" on enclosed hose reel model



**MV-2522  
Front Trigger Water Gun**

- Specify as "-05" on open hose reel model; add "-C05" on enclosed hose reel model



**B-7143-05  
Stainless Steel Open Hose Reel**

- Open reel with stainless steel finish
- 50' heavy-duty blue hose, 1/2" I.D.
- MV-2522 blue front trigger water gun





## B-7132-U03XS2C Stainless Steel Enclosed Hose Reel System

- Enclosed reel with epoxy coated steel finish
- 36" heavy-duty blue hose, 3/8" I.D.
- MV-2516-34 stainless steel rear trigger water gun w/ blue rubber cover



## B-7232-U01XS1E Open 35' Hose Reel Assembly

- All-in-one system with exposed piping and accessories included
- Open epoxy coated steel hose reel with 35' (10.7 m) heavy-duty blue hose, 3/8" I.D.
- EB-0107 high-flow blue spray valve
- Continuous pressure vacuum breaker
- (2) wall brackets
- 8" wall-mount mixing faucet w/ 1/2" NPT female inlets
- Eterna cartridges with spring checks
- 36" flexible connecting hose with quick-disconnects
- Shipped with all components needed for installation



## B-0963 Continuous Pressure Vacuum Breaker

## Flexible Water Connector

## Stainless Steel Quick Disconnect

Also Includes:  
Concealed  
or exposed  
piping

## Open Hose Reel


## Control Valve

## Wall Brackets

## Wall-mount Mixing Faucet with Spring Checks

**Easy Install**

G019430-45 Universal Wall Bracket



### T&S Hose Reel Options: SWING BRACKETS

- For wall-mount applications; allows movement from right to left
- Note specs for different sized hose reels
- To order bracket, add to hose reel model (ie.: B-7232-01-ESB)

## G019430-45 Swing Bracket (-ESB)

**Easy Install**

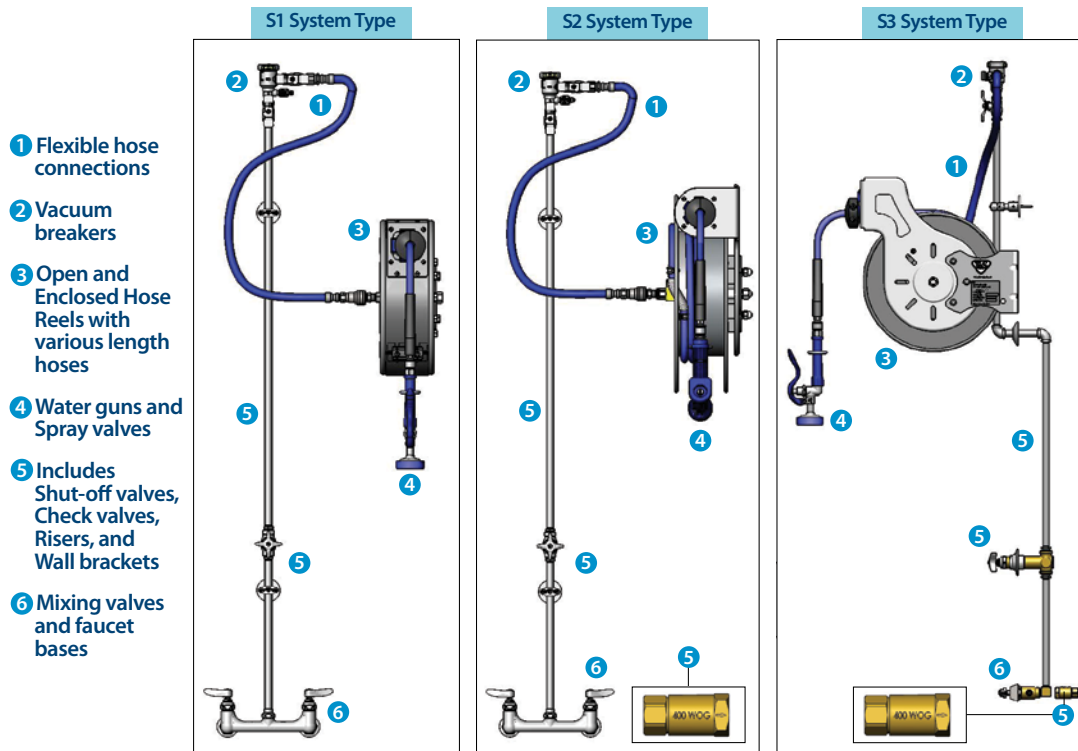
- Stainless steel EasyInstall universal swing bracket
- Fits all T&S 3/8" and 1/2" T&S hose reels

**NEW!**



## THE BEST CHOICE TO ENSURE CODE COMPLIANCE AND EFFICIENCY

*We offer a wide selection of Complete Hose Reel System models.*



*T&S can help you configure a custom system based on your needs with a wide variety of options.*

### Smart Number Key for Complete T&S Hose Reel Systems:

Example:

Reel Material	Hose Length -	Diameter	Spray Valve	Mounting Brackets	System Type*	Cartridge Type
1 = Stainless Steel 2 = Painted Steel	3/8" Diameter Options 1 = 15' (open models only) 2 = 30' (closed models only) 3 = 35' (open models only) 4 = 50' 1/2" Diameter Options 3 = 35' (open models only) 4 = 50'	2 = 3/8" 3 = 1/2" (stainless models only)  Reel C = Closed (3/8" only) U = Open	-01 = EB-0107 -1L = B-0107 -02 = MV-2516-24 -03 = MV-2516-34 -04 = MV-2516-44 -05 = MV-2522-24 -06 = MV-2522-34 -07 = MV-2522-44 -08 = B-0108-H -8L = B-0108 -10 = EB-2322 -11 = MV-3516-24	P = Pivot/Ceiling Bracket W = Wall Swing Bracket T = Table Leg Bracket X = No Bracket	See chart below	E = Eterna C = Cerama

*System Type:	S1	S2	S3	S4	S5
	8" Wall Mount	8" Wall Mount In-line Check Valves	Concealed Base with Check Valves	8" Deck Mount	Cabinet
Model (for example):	B-7232-U01XS1E	B-7232-U01XS2E	B-7232-U01XS3 (Cartridge option N/A for S3)	B-7232-U01WS4E	B-7232-U01XS5 (Cartridge option N/A for S5)

### T&S Hose Reel Systems Models

B-7122-C01XS1E	B-7222-C01XS1E	B-7232-U01XS3
B-7212-U01WS1E	B-7232-U01WS1E	B-7232-U01WS4E
B-7212-U01XS1E	B-7232-U01XS1E	B-7232-U01XS4E
B-7212-U01WS2E	B-7232-U01WS2E	B-7232-U01WS5
B-7212-U01XS2E	B-7232-U01XS2E	B-7232-U01XS5
B-7212-U01XS3	B-7232-U01WS3	B-7232-U05XS1E

[illegible]



## A HISTORY OF EXCELLENCE

T&S Brass and Bronze Works has built a reputation for quality, service and innovation for nearly 70 years – beginning with our original pre-rinse unit, the market's very first. Today, our products have become the standard for many U.S. hospitals, schools, restaurants, supermarkets and public facilities.

T&S products are highly acclaimed throughout the industry for being well-built, long-lasting and reliable. Rigorous testing and a focus on interchangeability have helped set T&S apart from the competition.

## T&S BRASS AND BRONZE WORKS, INC.

2 Saddleback Cove • P.O. Box 1088 • Travelers Rest, SC 29690

U.S. Toll-free 800-476-4103 • +1 864-834-4102 • Fax 800-868-0084

E-mail [customerservice@tsbrass.com](mailto:customerservice@tsbrass.com)

Canada Toll-free +1 888-288-0432

